DocuSign Envelope ID: 54BC2162-FA37-4CE6-AFA1-4F0A4BA5F414

8/17/99

STV Engineers, Inc.
900 West Trade St., Suite 715
Charlotte, NC 28202
NC License Number F-0991

PROJECT REFERENCE NO.	SHEET NO.
17BP.14.R.155	4
R/W SHEET NO.	

ROADWAY DESIGN ENGINEER: NORTH CAROLINA PROFESSIONAL SEAL 039234 ENGINEER NIKKI T. HONEYCUTT — 11/16/2023

HYDRAULICS ENGINEER: NORTH CAROLINA PROFESSIONAL SEAL 038053 ENGINEER DAVID N. C. MORRISON — 11/16/2023

DOCUMENT NOT CONSIDERED FINAL UNLESS ALL SIGNATURES COMPLETED

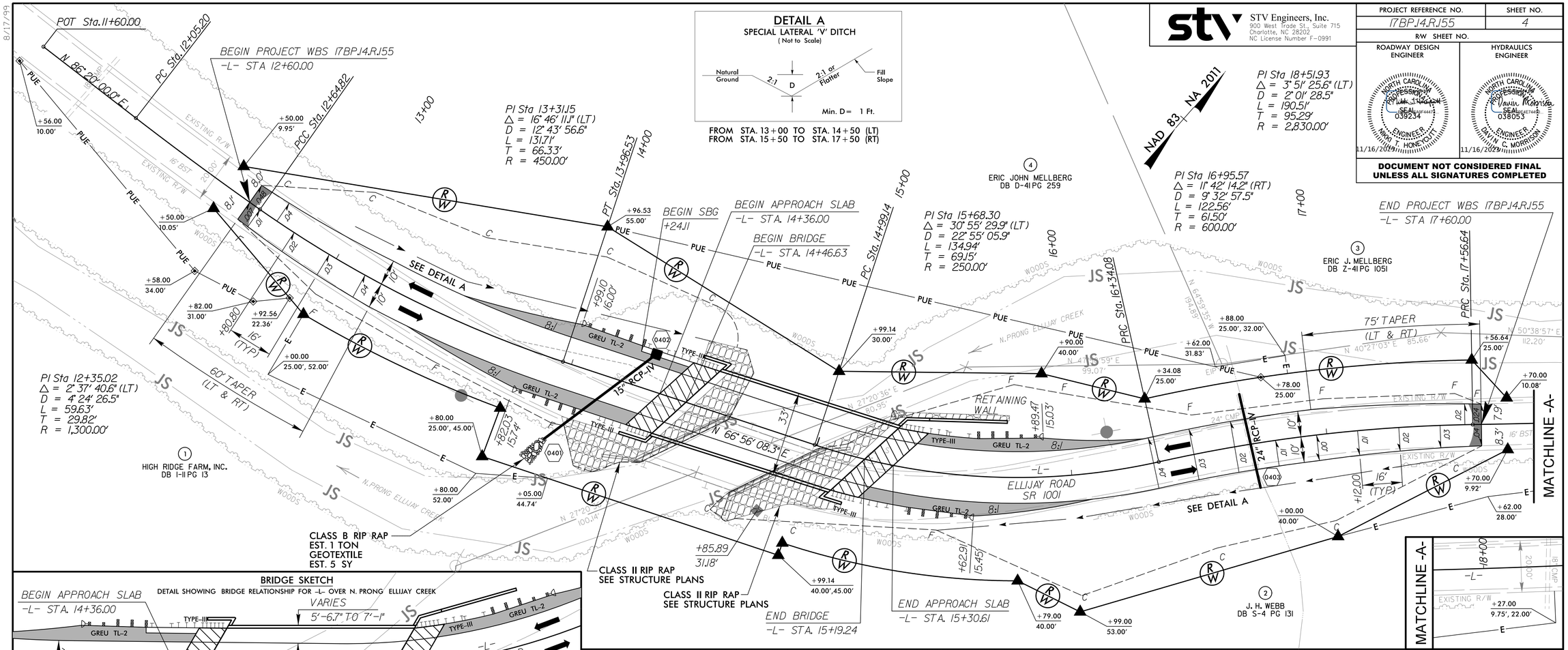

DETAIL A
SPECIAL LATERAL 'V' DITCH
(Not to Scale)

FROM STA. 13+00 TO STA. 14+50 (LT)
FROM STA. 15+50 TO STA. 17+50 (RT)

BRIDGE SKETCH
DETAIL SHOWING BRIDGE RELATIONSHIP FOR -L- OVER N. PRONG ELLIJAY CREEK

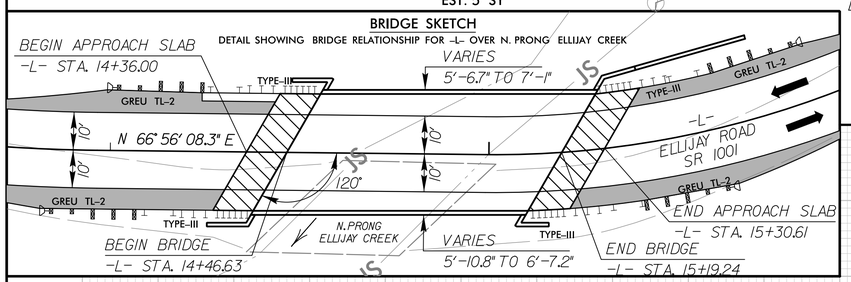

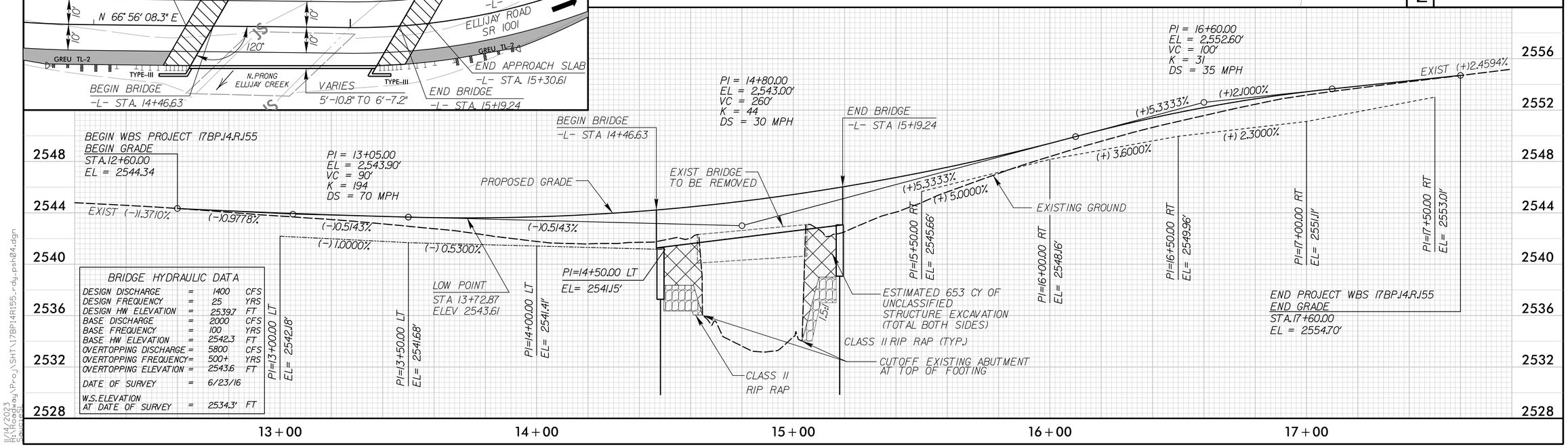

BRIDGE HYDRAULIC DATA			
DESIGN DISCHARGE	=	1400	CFS
DESIGN FREQUENCY	=	25	YRS
DESIGN HW ELEVATION	=	2539.7	FT
BASE DISCHARGE	=	2000	CFS
BASE FREQUENCY	=	100	YRS
BASE HW ELEVATION	=	2542.3	FT
OVERTOPPING DISCHARGE	=	5800	CFS
OVERTOPPING FREQUENCY	=	500+	YRS
OVERTOPPING ELEVATION	=	2543.6	FT
DATE OF SURVEY	=	6/23/16	
W.S. ELEVATION AT DATE OF SURVEY	=	2534.3'	FT

PI=13+00.00 LT EL= 2542.18'
PI=13+50.00 LT EL= 2541.68'
PI=14+00.00 LT EL= 2541.41'
PI=15+50.00 RT EL= 2545.66'
PI=16+00.00 RT EL= 2548.16'
PI=16+50.00 RT EL= 2549.96'
PI=17+00.00 RT EL= 2551.11'
PI=17+50.00 RT EL= 2553.01'

11/14/2023
R:\Roadway\Proj\SHT\17BP14R155_rdy_psh04.dgn
Square